


LIMELIGHT® COLLECTION



FreshWater®
Salt System Ready



Dual Action Filtration
SilentFlo Circulation



FiberCor®
High-Density Insulation



Color LCD Display

PRISM™



Shown with Ice Gray Shell
and Coastal Gray Cabinet

| | | | |
|---------------|----------------|-------------|----------------|
| People | Seating | Jets | Voltage |
| 7 Seats | Lounge | 73 Jets | 230 V |

Size
9'2" x 7'7" x 38" | 279 cm x 231 cm x 97 cm


Water Care
FreshWater® Salt System Ready

LIMELIGHT® COLLECTION


PRISM™



SHELL COLORS*



CABINET COLORS*



COVER COLORS



LEGENDARY MESSAGE

73 Personalized-Control Jets

- 1 JetStream® XL
- 1 XL Dual Rotary jet
- 2 XL Single Rotary jets
- 3 XL Directional jets
- 7 Standard Dual Rotary jets
- 4 Standard Single Rotary jets
- 4 Standard Directional jets
- 10 Rotary Precision jets
- 41 Directional Precision® jetsSeat

EASY WATER CARE

- Water Care System** FreshWater® Salt System Ready
- Filtration System** Dual action, 150 sq. ft., top loading

LEADING ENERGY EFFICIENCY

- Jet Pump 1** Wavemaster® 9200; Two-speed, 2.5 HP Continuous Duty, 5.2 HP Breakdown Torque
- Jet Pump 2** Wavemaster® 9000; One-speed, 2.5 HP Continuous Duty, 5.2 HP Breakdown Torque
- Jet Pump 3** Wavemaster® 9000; One-speed, 2.5 HP Continuous Duty, 5.2 HP Breakdown Torque
- Circulation Pump** SilentFlo 5000® for quiet, continuous filtration
- Heater** Titanium No-Fault® 4,000 W / 230 V
- Insulation** FiberCor® Insulation; Certified to California Energy Commission (CEC) and APSP 14 energy efficiency standards for portable spas
- Cover** 3.5" to 2.5" tapered, 2 lb. density foam core

SIZE

Dimensions 9'2" x 7'7" x 38" / 279 cm x 231 cm x 97 cm

CAPACITY

Seating Capacity 7 seats

Water Capacity 525 gallons / 1,990 liters

Weight 1,190 lbs. / 540 kg dry; 6,795 lbs. / 3,085 kg filled**

ADDITIONAL FEATURES

- Smart Spa Technology** Hot Spring Spas App, Powered by the Connected Spa Kit
- Water Feature** Vidro® backlit ribbon waterfall
- Cover Lifters** CoverCradle®, CoverCradle II, Lift 'n Glide®, or UpRite®
- Steps** Limelight Collection Step (Coastal Gray, Espresso, and Sable), Polymer Step (Ash)
- Entertainment** Bluetooth® Wireless Sound System (Optional)
- Control System** IQ 2020® with LCD control panel
230 V / 50 amp, 60 Hz
(Includes G.F.C.I. protected sub-panel)
- Lighting System** Raio® multi-color interior points of light
Exterior multi-color lighting with timer
- Cooling System** CoolZone™ (Optional)

*Actual colors and products may vary from print representation. See dealer to verify.
**Includes water and 7 adults weighing 175 lbs. each.